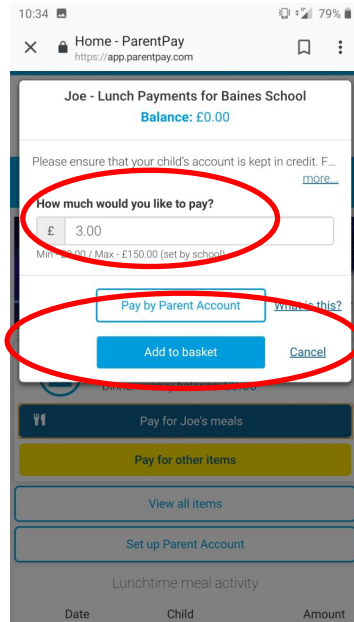


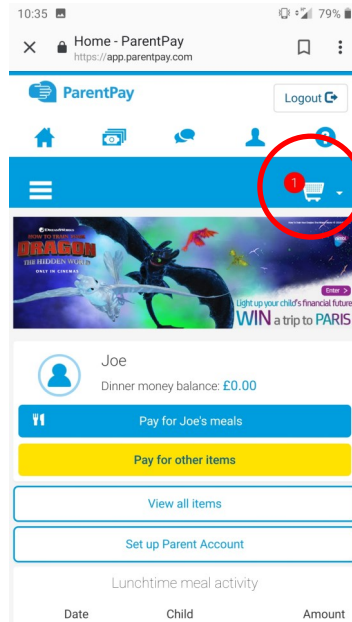
To add money for school dinners, press the button that says “Pay for XXX’s meals”



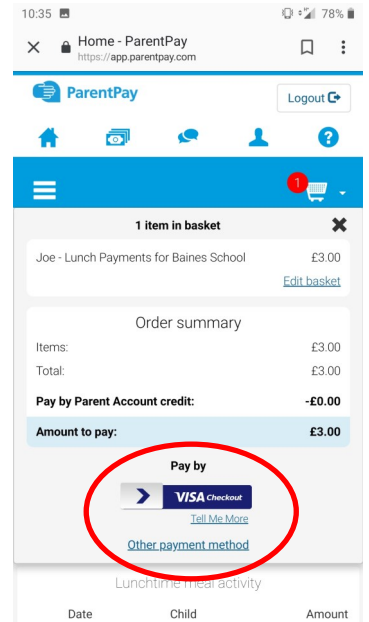
Enter the amount you wish to add to the lunch account.

You have two options for payment methods— Pay by parent account (explained below) and Debit/credit card (DD to come)

For card payments press add to basket

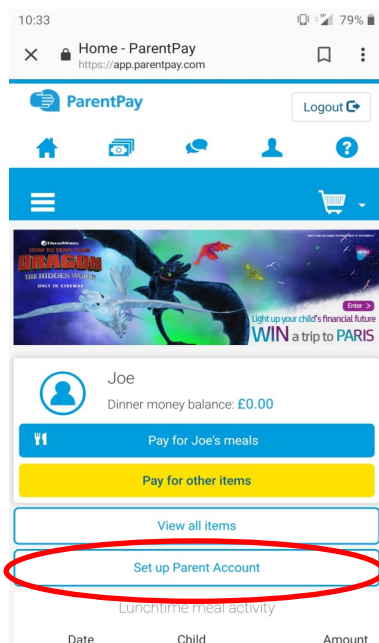


In the top right a red shape will appear over the trolley icon. Press this icon.



If you would like to pay with Visa Pay then this is available, otherwise press “Other payment methods”

You can then enter your card details and proceed to pay.



There is also the option to add funds to you parent account in order to pay for any times any time without having to enter card details every time.

To add funds to your parent account press the “set up parent account button”

Press “add parent account credit”

Enter the amount you wish to add to your account, then press either “Visa Pay” or “Other payment method” and follow the instructions to pay

